

## เอกสารอ้างอิง (References)

สุวิทย์ วิบุลผลประเสริฐ, วิรัช โชควัฒน และ ศรีเพ็ญ คันทิวาส. 2545. ระบบยาในประเทศไทย. สำนักงานพัฒนานโยบายสุขภาพระหว่างประเทศ. กระทรวงสาธารณสุข. นนทบุรี.

Atkinson, A.J. and Bennett, J.E. 1978. Amphotericin B pharmacokinetics in humans. *Antimicrob Agents Chemother*, 13: 271 – 276.

Alves, H.S., Oliveira, T.L., Goulart, S.L., Linares, E.C., Griebeler, J. and Santurio, M.J. 2002. Different culture media applied to the study of *Cryptococcus neoformans* susceptibility to amphotericin B and fluconazole. *Braz J Microbiol*, 33: 27 – 30.

Beringer, A., Jacobs, R.A. and Guglielmo, B.J. 1998. Lipid formulations of amphotericin B: clinical efficacy and toxicities. *Clin Infect Dis*, 27: 603 – 618.

Currie, B., Satani, H., Ibrahim, A.S., Wdwards, J.E., Casadevall, A. Jr and Ghannoum, M.A. (1995) Sterol compositions and susceptibility to amphotericin B of environmental *Cryptococcus neoformans* isolates, *Antimicrob. Agents Chemother*, 39, 1934-1937.

Dorset, D.L. 1985. Thermotropic mesomorphism of cholesteryl myristate: an electron diffraction study, *J. Lipids Res.*, 26, 1142-1149.

Echavarria, I., Barturen, C., Renedo, J.M. and Dios-Vieitez, C.M. 1998. High-performance liquid chromatographic determination of amphotericin B in plasma and tissue application to pharmacokinetic and tissue distribution studies in rat. *J Chromatog. A*, 819: 171 – 176.

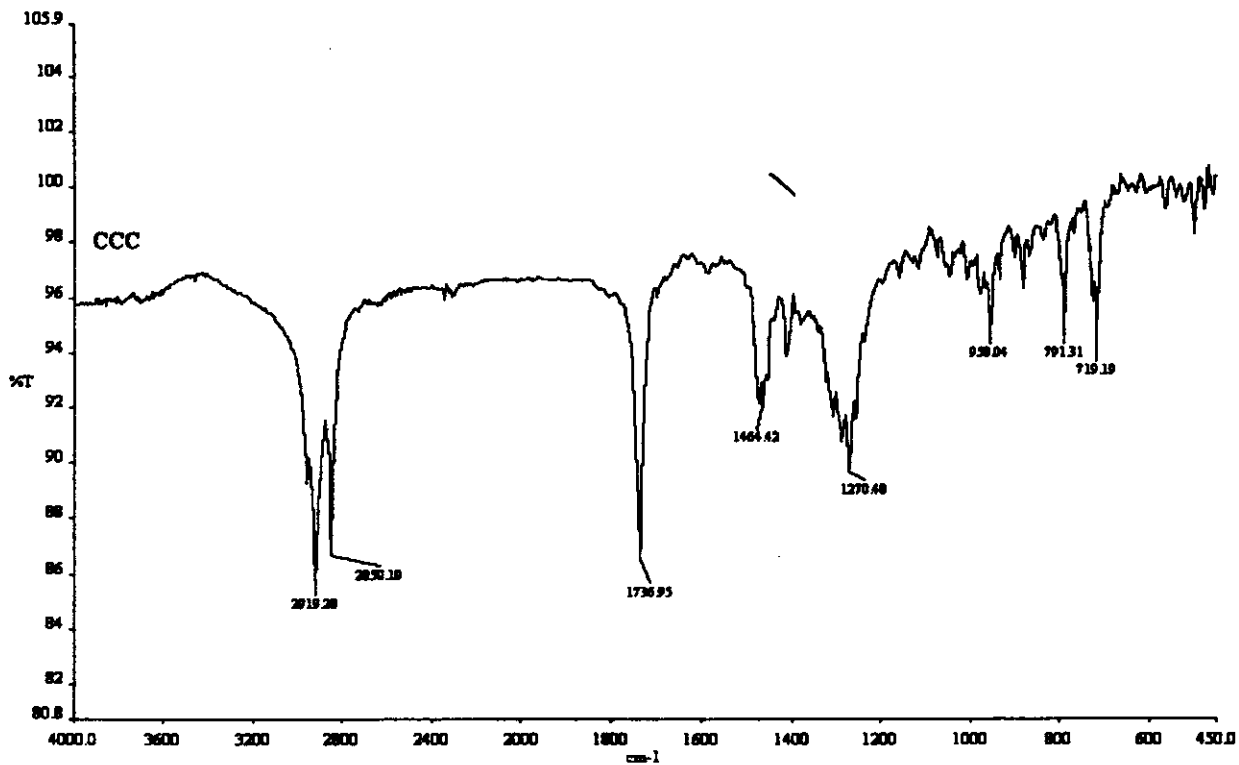
Elsler, W., Pohlmann, J.L.W. and Boyd, P.R.1973. Cholesteryl n-alkyl carbonates. *Mol Cryst Liq Cryst*, 20: 77-86.

- Fournier, I., Barwicz, J. and Tancrede, P. 1998. The structuring of amphotericin B on pure ergosterol or cholesterol containing dipalmitoyl phosphatidylcholine bilayers: a differential scanning calorimetry study, *Biochim. Biophys. Acta*, 1373, 76-86.
- Fung, B.M. 2002. C13 NMR studies of liquid crystals, *Progress in Nuclear Magnetic Resonance Spectroscopy*, 41, 171-186.
- Gallis, H.A., Drew, R.H. and Pickard, W.W.1990. Amphotericin B : 30 years of clinical experience. *Rev Infect Dis*, 12: 308 – 329.
- Goodrum, J.K., and Poulson-Dunlap, J. 2002. Cytokine responses to group B Streptococci induce nitric oxide production in respiratory epithelial cells. *Infection and Immunity*, 70 (1): 49 – 54.
- Gruszecki, W. I. and Herec, M. (2003) Dimers of polyene antibiotic amphotericin B. *Journal of Photochemistry and Photobiology B: Biology*, 72, 103-105.
- Gupta, M. and Gupta, K.A. 2004. In vitro cytotoxicity studies of hydrogel pullulan nanoparticles prepared by AOT/n-hexane micelle system. *J Pharm Pharmaceut Sci*, 7(1): 38 – 46.
- Ju, H.K., Kim, J.W., Han, S.H., Chang, I.S., Kim, H.K., Kang, H.H. and Suh, K.D. 2002. Thermotropic liquid crystal/polymer microcapsules prepared by in situ suspension polymerization, *Colloid Polymer Sciences*, 879-885.
- Lee, J., Kellaway, I.W. (2000) "Buccal permeation of [D-Ala<sup>2</sup>, D-Leu<sup>5</sup>]enkephalin from liquid crystalline phases of glyceryl monooleate". *Int.J.Pharm.* vol. 195, pp. 35-38.
- Lin, S.Y., Ho, C.J., Li, M.J. (2001) "Precision and reproducibility of temperature response of a thermo-responsive membrane embedded by binary liquid crystals for drug delivery" *J.Cont.Rel.* vol.73, pp.293-301.
- Liu, F., Soares, J. M. and Audus, L.K. 1997. Permeability properties of monolayers of the human trophoblast cell line BeWo. *The American Physiological Society*. 1596 – 1604.
- Makai, M., Csányi, E., Németh, Zs., Pálincás, J., Er'os, I. (2003) "Structure and drug release of lamellar liquid crystals containing glycerol". *Int.J.Pharm.* vol. 256, pp.95-107.
- Muller-Goymann, C.C. (2204). "Physicochemical characterization of colloidal drug delivery systems such as reverse micelles, vesicles, liquid crystals and nanoparticles for topical administration". *Eur.J.Pharm. Biopharm.* vol. 58, pp.343-356.

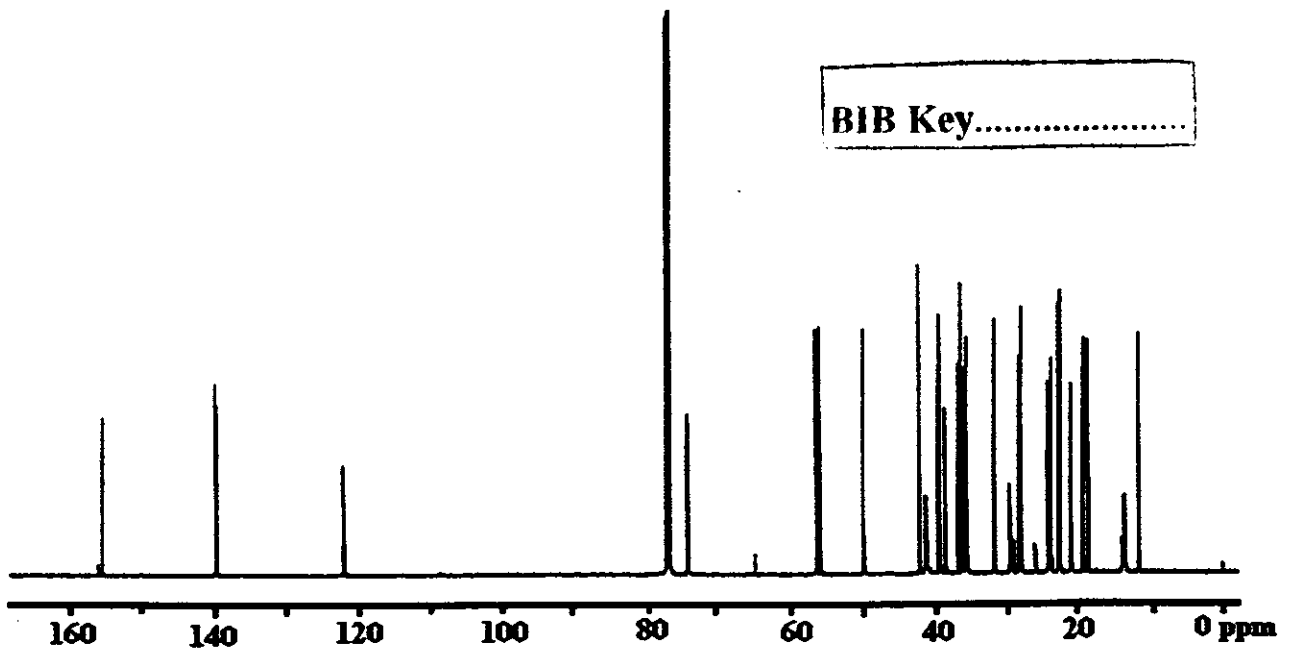
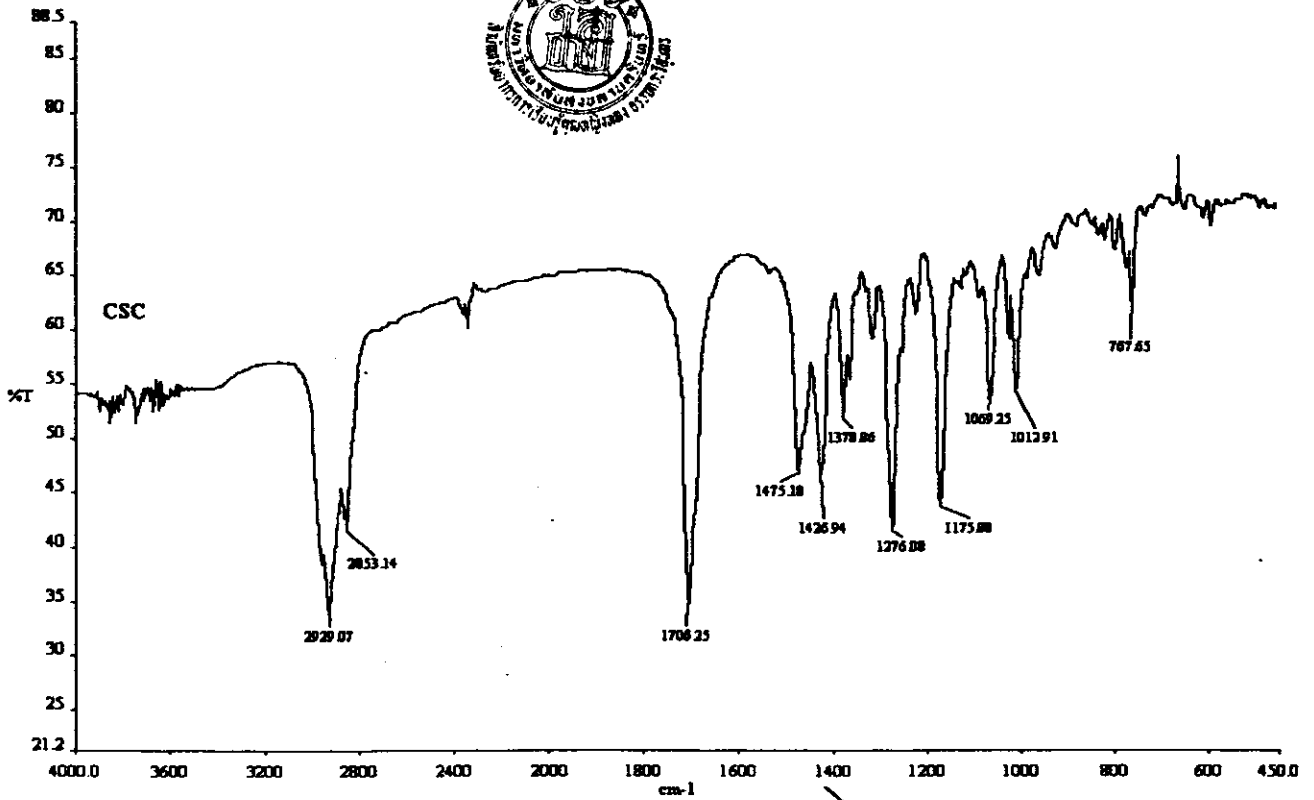
- Malmsten, M. 2002. Liquid crystalline phase : *Surfactants and polymers in drug delivery*. New York. Marcel Dekker, Inc. 51 – 86.
- Manosuthi, W., Sungkanuparph, S., Thongyen, S., Chumpathat, N., Eampokalap, B., Thawornwan, U. and Foongladda, S. (2006) Antifungal susceptibility of *Cryptococcus neoformans* cerebrospinal fluid isolates and clinical outcomes of Cryptococcal meningitis in HIV infected patients with/without fluconazole prophylaxis, *Journal of Medical Association Thailand*, 89, 795-802.
- Mazurski, J. and Borowski, E. (1996) Molecular dynamics of amphotericin B II dimer in water. *Biophysical Chemistry*, 57, 205-217.
- Moran, M.C., Pinazo, A., Clapes, P., Infante, M.R. and Pons, R. 2005. The effect of molecular shape on the thermotropic liquid crystal behavior of monolaurylated amino acid glyceride conjugates, *Journal of Physical Chemistry B*, 109, 22899-22908.
- Okoshi, K., Saxena, A., Maito, M., Suzaki, G., Tokita, M., Watanabe, J. and Fujiki, M. 2004. First observation of a smectic a cholesteric phase transition in a thermotropic liquid crystal consisting of a rigid-rod helical polysilane, *Liquid Crystals*, 31, 279-283.
- Persson, U., Tennvall, G.R., Anderson, S., Tyden, G. and Wettermark, B. 1992. Cost-effectiveness analysis of treatment with liposomal amphotericin B versus conventional amphotericin B in organ or bone marrow transplant recipients with systemic mycoses. *Pharmacoeconomics*, 2: 500 - 508.
- Prescription product listings. 1998. *Drug Topics Red Book*. 102nd ed. Montvale, NJ: Medical Economics Co. 134, 150, 159.
- Seki, J., Sasaki, H., Doi, M., Yoshikawa, H., Takahashi, Y., Yamane, S., Fukui, H., Sonoke, S., Yamamoto, H., Hirose, M., Erure, Y., Ando, T., Ushimaru, K. and Sgiyama, M. 1994. Lipid nano-sphere (LNS), a protein-free analogue of lipoproteins, as a novel drug carrier for parenteral administration IV. *J Control Release*, 28: 352 – 3.
- The United States Pharmacopeia 26 & The National Formulary 21, Asian edition. 2003. The United States Pharmacopeial Convention, Inc. Rockville.
- Tyle, P. 1988. Liquid crystals and their applications in drug delivery. *Control release of Drugs : polymers and aggregate systems*. New York. VCH Publisher, Inc. 125 – 162.

## ภาคผนวก (Appendix)

FTIR spectrum of CCC



FTIR spectrum of CSC



<sup>13</sup>C-NMR spectra of sodium cholesteryl carbonate (SCC) in CDCl<sub>3</sub>.